

SMSU Education Program Data

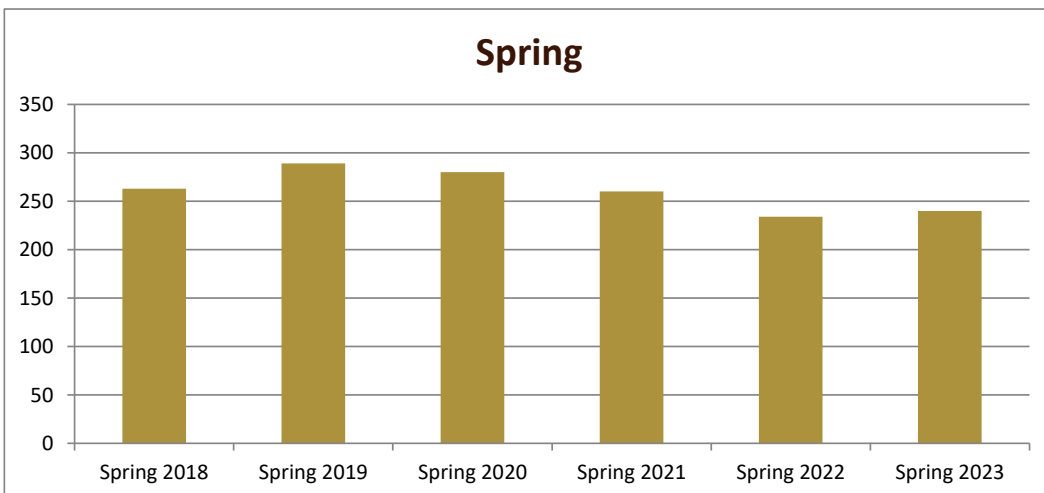
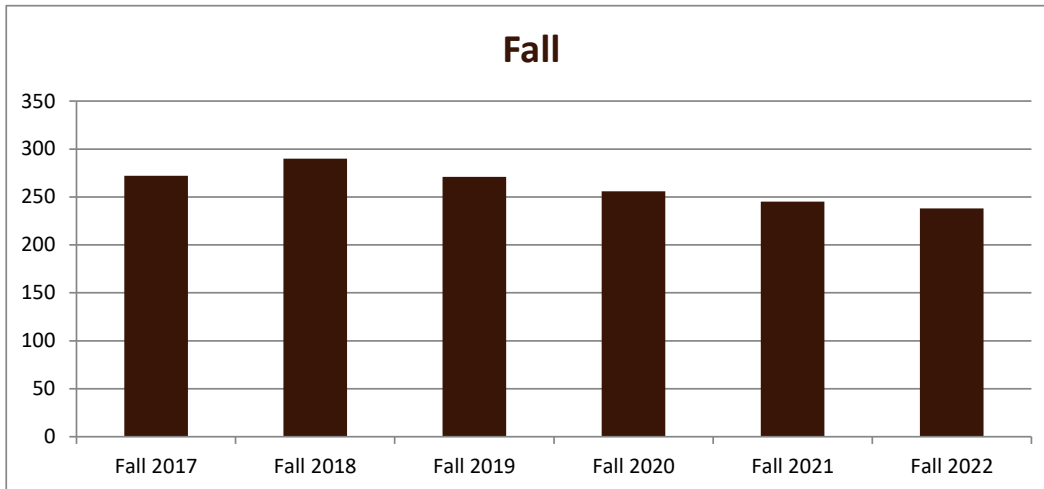
Majors Enrolled

Academic Years 2017-18 to 2022-23

Using Fall Semester data (Fall 2017 to Fall 2022) for Term specific measures



Enrollment by Term						
	2018	2019	2020	2021	2022	2023
Fall	272	290	271	256	245	238
Spring	263	289	280	260	234	240
Summer	47	83	73	87	79	85



SMSU Education Program Data

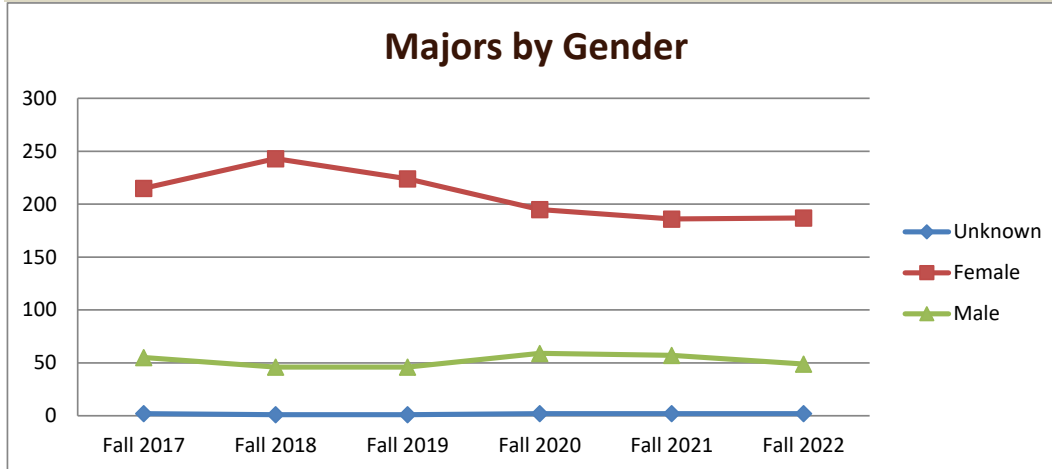
Majors Enrolled

Academic Years 2017-18 to 2022-23

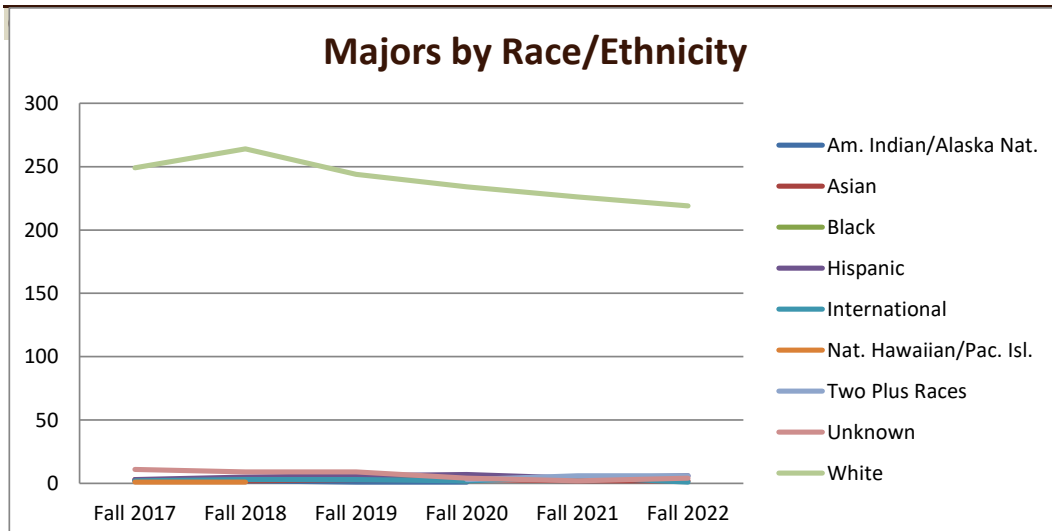
Using Fall Semester data (Fall 2017 to Fall 2022) for Term specific measures



Enrollment by Gender						
	Fall 2017	Fall 2018	Fall 2019	Fall 2020	Fall 2021	Fall 2022
Unknown	2	1	1	2	2	2
Female	215	243	224	195	186	187
Male	55	46	46	59	57	49
Grand Total	272	290	271	256	245	238



Enrollment by Race/Ethnicity						
	Fall 2017	Fall 2018	Fall 2019	Fall 2020	Fall 2021	Fall 2022
Am. Indian/Alaska Nat.	2	2	1	1		
Asian	3	2	3	3	2	2
Black		4	5	2		
Hispanic	3	5	6	7	4	6
International	2	3	3	2	5	1
Nat. Hawaiian/Pac. Isl.	1	1				
Two Plus Races	1			3	6	6
Unknown	11	9	9	4	2	4
White	249	264	244	234	226	219



SMSU Education Program Data

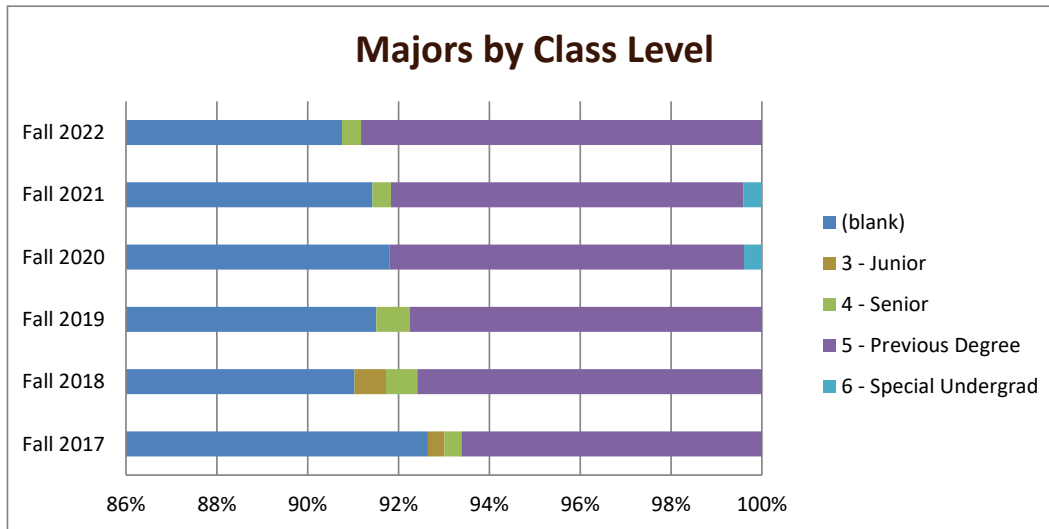
Majors Enrolled

Academic Years 2017-18 to 2022-23

Using Fall Semester data (Fall 2017 to Fall 2022) for Term specific measures



Enrollment by Class						
	Fall 2017	Fall 2018	Fall 2019	Fall 2020	Fall 2021	Fall 2022
(blank)	252	264	248	235	224	216
3 - Junior	1	2				
4 - Senior	1	2	2		1	1
5 - Previous Degree	18	22	21	20	19	21
6 - Special Undergrad				1	1	
Grand Total	272	290	271	256	245	238



SMSU Education Program Data

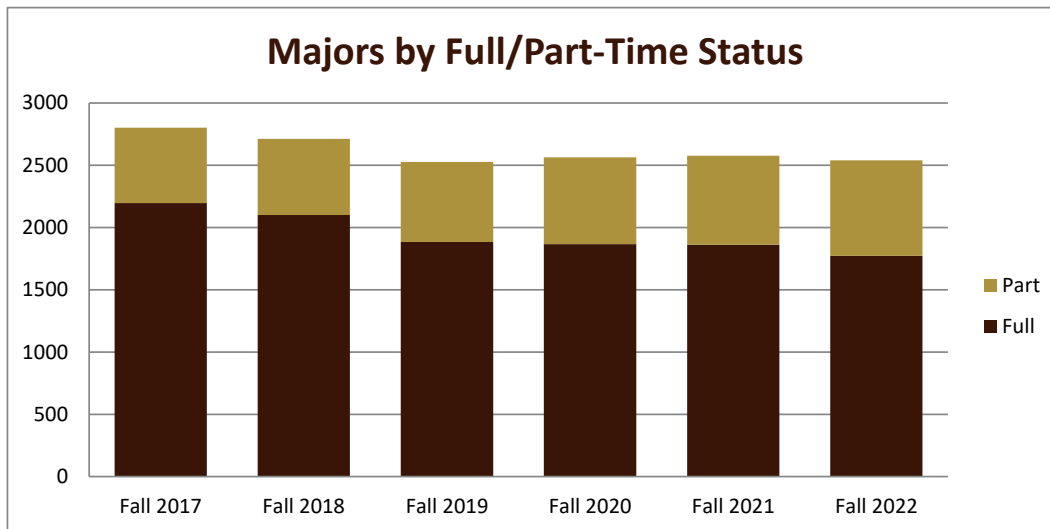
Majors Enrolled

Academic Years 2017-18 to 2022-23

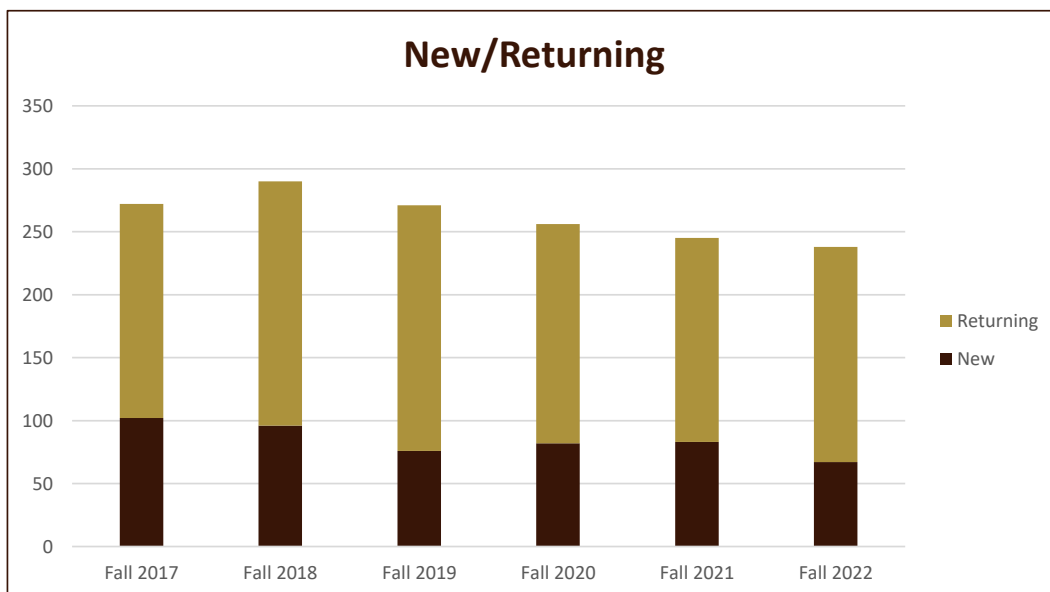
Using Fall Semester data (Fall 2017 to Fall 2022) for Term specific measures



Enrollment by FT/PT						
	Fall 2017	Fall 2018	Fall 2019	Fall 2020	Fall 2021	Fall 2022
Full	203	208	177	164	155	147
Part	69	82	94	92	90	91
Grand Total	272	290	271	256	245	238



New/Return Headcount						
	Fall 2017	Fall 2018	Fall 2019	Fall 2020	Fall 2021	Fall 2022
New	102	96	76	82	83	67
Returning	170	194	195	174	162	171
Grand Total	272	290	271	256	245	238



SMSU Education Program Data

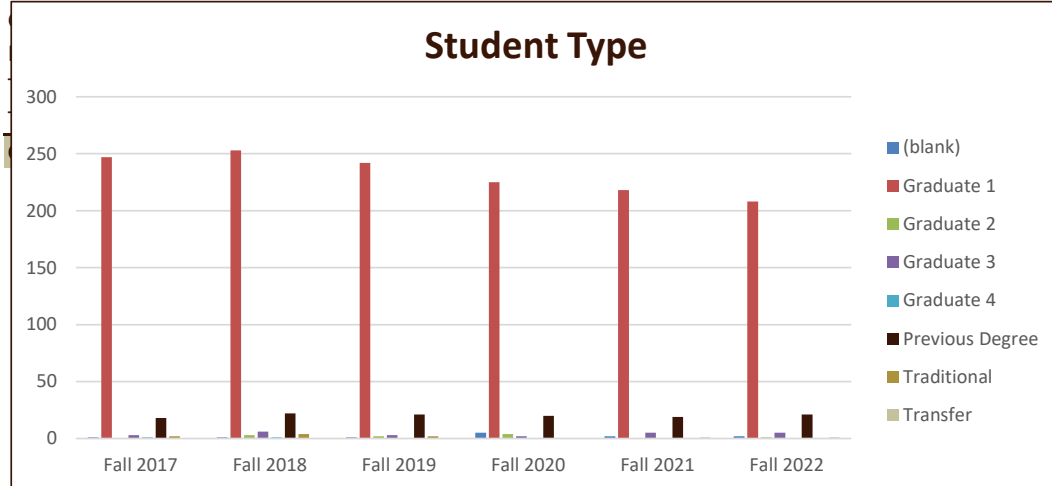
Majors Enrolled

Academic Years 2017-18 to 2022-23

Using Fall Semester data (Fall 2017 to Fall 2022) for Term specific measures



Student Type	Fall 2017	Fall 2018	Fall 2019	Fall 2020	Fall 2021	Fall 2022
(blank)	1	1	1	5	2	2
Graduate 1	247	253	242	225	218	208
Graduate 2		3	2	4		1
Graduate 3	3	6	3	2	5	5



	Fall 2017	Fall 2018	Fall 2019	Fall 2020	Fall 2021	Fall 2022
Program ACT Avg.	23.2	21.2	21.2	23.9	21.6	20.2
SMSU Avg.	21.1	20.7	21.3	20.3	20.7	19.8

	Fall 2017	Fall 2018	Fall 2019	Fall 2020	Fall 2021	Fall 2022
Program H.S. Rank Avg.	61.4	63.3	72.2	66.0	70.4	72.1
SMSU Avg.	56.1	54.4	56.7	57.2	60.8	62.3

	Fall 2017	Fall 2018	Fall 2019	Fall 2020	Fall 2021	Fall 2022
Program Avg. GPA	2.82	3.04	3.20	3.38	2.88	3.38
SMSU Avg.	2.68	2.93	3.01	3.02	3.15	3.4

	Fall 2017	Fall 2018	Fall 2019	Fall 2020	Fall 2021	Fall 2022
Program Avg. Credits	8.71	8.80	8.45	8.77	8.24	8.60
SMSU Avg.	14.85	15.15	14.93	15.13	14.49	15.1